

Benchmark

Benchmark	Mstar (IMA) UK All Companies
IMA sector	UK All Companies

Identification Codes

Sedol code	0960706
Mex code	CGQUNT
ISIN code	GB0009607069

Fund Overview

Price	Bid 259.78p
	Offer 259.78p (01/07/2010)
Historic yield	1.78%
Fund size	£16.3m
Number of holdings	50
Portfolio turnover rate	154.58%

Concentration Coefficient*

38

Concentrated **Diverse**

Charges

Initial charge	5.20%
Annual Management Charge	1.50%
Exit charge	None
Performance fees	No
TER	1.77%

Fund Background

Valuation point	Daily 12:00
Fund type	OEIC
Launch date	05/01/1996
Launch price	£1.00
Fund currency	Pound Sterling
Fund domicile	United Kingdom
ISA allowable?	Yes
SIPP allowable?	Yes

Dealing

Minimum investment	£1000
Minimum top up	£1000
Minimum regular savings	£100
Settlement period: buy	4 days
Settlement period: sell	4 days
Pricing basis	Forward

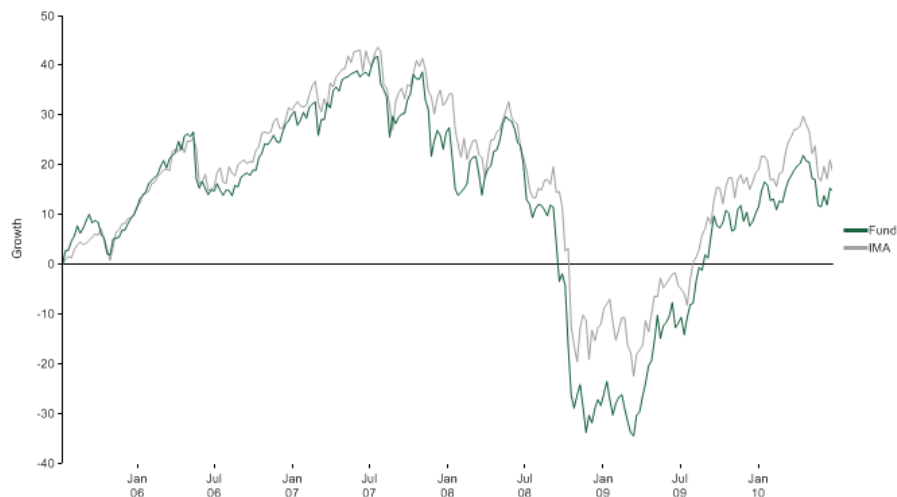
Distribution Dates

Ex dividend date(s)	Income payment date (s)
31st January	31st March
31st July	30th September

Aims

The objective of the fund is to achieve capital growth with a total return that is greater than that provided by the FTSE All Share Index. This is to be achieved through investment in a concentrated portfolio of companies carefully selected from the full range listed on the London Stock Exchange, or its equivalent successor.

Performance



Cumulative Performance (%)

	1 year	3 years	5 years	10 years
Fund	26.72%	-17.99%	12.30%	47.30%
Sector	19.89%	-17.71%	15.26%	12.47%
Rank	30/297	155/276	137/236	19/166
Quartile	1	3	3	1

Discrete Performance (%) - to last month end

	06/09 to 06/10	06/08 to 06/09	06/07 to 06/08	06/06 to 06/07	06/05 to 06/06
Fund	26.72%	-25.57%	-13.05%	18.46%	15.59%

Fund Managers



Name:	Bob Brown	Alan Beaney	Oliver Brown
Manager for:	14 yrs, 6 mths	0 yrs, 10 mths	3 yrs, 7 mths

Ratings

Morningstar
★★★

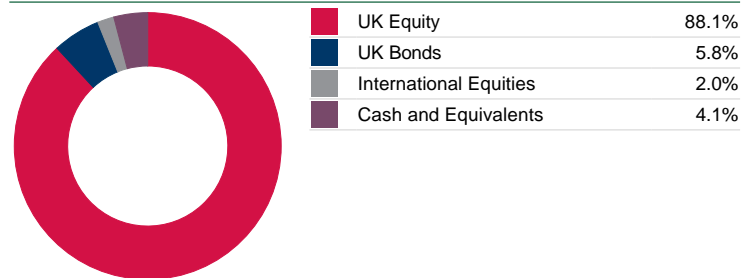
Group Details

Group address	Marlborough House, 59 Chorley New Road, Bolton, BL1 4QP
Group telephone	0808 145 2500
Dealing telephone	0808 145 2501
Email	enquiries@marlboroughfunds.com
Homepage	www.marlboroughfunds.com
Fax number	01204 533045

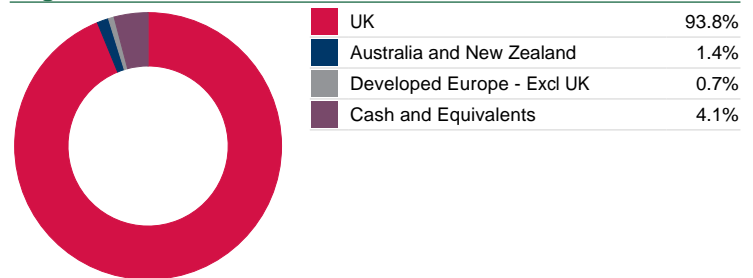
Top 10 Holdings

Name	% Weight	Country	Sector
1 Vodafone Group	4.2	United Kingdom	Telecommunications
2 SuperGroup	4.0	United Kingdom	Consumer Goods
3 Rexam	3.8	United Kingdom	Industrials
4 BP	3.6	United Kingdom	Oil & Gas
5 International Power	3.5	United Kingdom	Utilities
6 Centrica	3.4	United Kingdom	Utilities
7 Xstrata	3.4	United Kingdom	Basic Materials
8 Indus Gas	3.2	United Kingdom	Oil & Gas
9 LLOYDS TSB GROUP 9.25% NON-CUM IRRD PREF SHS	3.0	United Kingdom	Financials
10 J Sainsbury	2.9	United Kingdom	Consumer Services

Asset Allocation



Regional Allocation



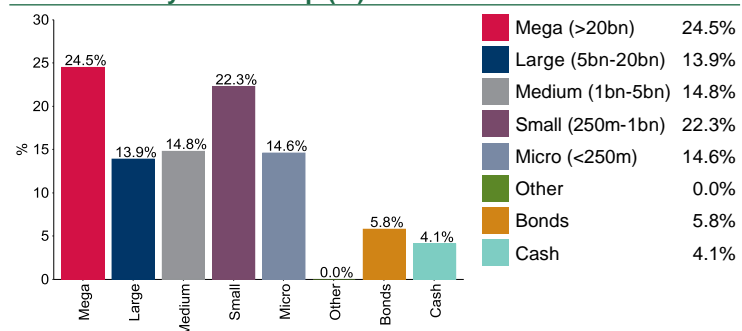
Industry Sector Breakdown

Equities	
Financials	16.4%
Oil and Gas	14.2%
Industrials	10.7%
Utilities	10.6%
Basic Materials	9.8%
Consumer Services	9.1%
Consumer Goods	6.2%
Technology	4.3%
Telecommunications	4.2%
Non-Classified	3.0%
Health Care	1.6%
Bonds	
High Yield Corporate Bond	3.0%
Investment Grade Corp Bonds	2.8%
Cash and Equivalents	4.1%

Top Country Weightings

United Kingdom	93.8%
Australia	1.4%
Ireland	0.7%
Cash	4.1%

Breakdown By Market Cap (%)



The fund is subject to an initial charge and consequently charges are not made uniformly throughout the period of the investment. This fund may invest in smaller companies and companies listed on the Alternative Investment Market which carry a higher degree of risk than larger companies. The shares of smaller companies may be less liquid and their performance more volatile over shorter time periods. This document is provided for information purposes only and should not be interpreted as investment advice. If you have any doubts as to the suitability of an investment, please consult your financial adviser. The Simplified Prospectus and the Full Prospectus for all schemes is available free of charge and can be obtained by contacting us directly using the contact details contained in this document, alternatively the documents can also be obtained via our website at www.marlboroughfunds.com. Please note that for your protection telephone calls may be recorded. Data accurate as of 01/07/2010 Factsheet produced by FundsLibrary.